



City Administrator's Update

WEEK ENDING OCTOBER 5, 2018

Upcoming Events:

October 9, 7:00 p.m.
Planning Commission
City Hall

October 17, 6:00 p.m.
CAFD Board
CAFD Admin Office

October 23, 4:15 p.m.
Library Board
Library

November 6th
Election Day



Aaron Reeves,
City Administrator
1307 Cloquet Avenue
Cloquet, MN 55720
(218)879-3347
areeves@cloquetmn.gov

Administration/Finance

The City is working on the final bid documents for the renovation of the MCCU building into the new City Hall/Police Department. We hope to be occupying the building in April 2019. With the upcoming move, we have been scanning a sizeable number of documents for electronic retention and destroying the originals which drastically reduces the amount of paper documents that will need to be moved to the new facility.

The November 6th General Election is quickly approaching and staff has been busy making sure our election judges are prepared and ready for Election Day. We are always looking for extra judges so if you know of anyone who would like to be a part of the election process, please have them contact Kris at kstarnold@cloquetmn.gov or by calling City Hall.

Finance

Please use the updated Expense Reimbursement form when turning in any expenses after October 1, 2018. The updated form is on the city website and reflects a change in the daily meal rates.

Human Resources

The City will be offering its annual flu shot clinic on October 22nd from 11:45 a.m. to 1:45 p.m. at City Hall. The clinic will be available to City employees and family members who are at least 3 years of age. No appointment is needed, just stop by during that time with your insurance card and an ID.

Public Works/Parks

Cloquet Avenue construction is beginning to wind down with only electrical and a few pavement markings remaining. The base lift of pavement was placed on the final phase of our West End reconstruction project and only a couple blocks of sidewalk, driveways and a final lift of pavement remain to be completed.



On a sad note, the City's winter sand and salt supply has arrived at the garage over the past week. Street department staff will spend much of the next two weeks brining, mixing and preparing for snow.

Economic Development

The Cloquet EDA met this week and reviewed the new draft EDA Website, strategized details on a business meeting event with Minnesota Power scheduled for next week and reviewed a draft marketing youtube video on EDA information.

EDA members held a roundtable on local issues and noted a ribbon cutting scheduled for the White Pine Apartment Project Tuesday, October 9th at 11 a.m. where Councilor Bjerckness will be speaking on behalf of the City.

Dave Hallback, Mayor

City Council Members:

Jeff Rock, Ward 1
David Bjerkness, Ward 2
Roger Maki, Ward 3
Kerry Kolodge, Ward 4
Steve Langley, Ward 5
Barb Wyman, At Large

Visit Our Website at:
www.ci.cloquet.mn.us

Planning and Zoning

Staff was busy this week working on the Planning Commission packets for the October 9th meeting along with assisting a steady flow of customers with various permit projects at the counter.

Building Inspections

Permit Works was launched as the new software this week and has been working smoother than expected, so far. We're excited about this upgrade! The Building Official was busy with a variety of inspections and had the opportunity to attend the Department of Labor and Institute seminar on ventilation and fire suppression for commercial kitchens.


Library

Our new Youth Services Librarian, Justin Dinger, started with us the end of September and has hit the floor running in this new position! His enthusiasm is shared not only with the teens and tweens but with adults as well.

We are also excited to have Marie Bonneville join our team as the new part time Library Aide. Marie started with us on the same day as Justin and is just as eager to learn and share her enthusiasm! Welcome to both Justin and Marie!

Other Information Attached:

- * August 2018 Financial Report
- * September 2017 and 2018 Permit Reports
- * Employee Flu Shot Clinic
- * CAFD Great Battery giveaway





September 18, 2018

ADMINISTRATIVE OFFICES

1307 Cloquet Avenue • Cloquet, MN 55720
Phone: 218-879-3347 • Fax: 218-879-6555
email: admin@ci.cloquet.mn.us
www.ci.cloquet.mn.us

Dear Aaron Reeves, City Administrator:

Enclosed is the monthly financial report and cash and investment analysis for August 2018.

Cash and Investments

Cash balances are 12% below August 2017, mostly due to the City Sales Tax Bond issued in May 2017 being spent on projects. A narrative and several spreadsheets discussing this month's cash and investment activities, and balances are attached.

Budgets

Revenues/Transfers in – Most revenues are in line with budget except rental inspector charges have not started since a rental inspector has not been hired to date.

Expenditures/Expenses – Selected department and fund expenditures/expenses are analyzed on the following worksheets.

Major Revenues and Expenditures/Expenses

Revenues:

State \$84,300 for City Sales Tax, \$21,000 for Post Board Reimbursement (we usually get \$7,000 but the aid is increased for two years because new training requirements were added), \$24,200 for municipal street aid final 2017 allocation, and \$97,700 for the final Slate Street sidewalk project.

Expenditures/Expenses:

S E H \$57,600 for various project studies and water treatment plant design. Boldt \$57,900 for Skate Park construction. Ulland Brothers \$333,500 for the Dunlap/Broadway project and Cloquet Avenue project. George Bougalis & Sons \$275,400 for the Arch Street project. Dodge of Burnsville \$50,700 for two police vehicles.

If you have questions, please feel free to let me know.

Respectfully,

Nancy M. Klassen, CPA, CPFO
Finance Director

City of Cloquet
Select Departmental and Funds Expenditure/Expense Budget Report for August
2018

Fund	2018 Budget	YTD Expend/Expense Budget	YTD Expenditures/ Expenses	Over (Under) Budget	Over (Under) %	
General						
Administration	209,575	152,050	118,356	(33,694)	-22%	1
Human Resources	93,800	62,600	62,916	316	1%	
Finance	208,400	139,067	120,723	(18,343)	-13%	2
Law	110,000	73,333	78,750	5,417	7%	
Building & Planning	294,550	198,367	154,689	(43,678)	-22%	3
Police	2,788,900	1,887,601	1,985,790	98,190	5%	
Hwy, Streets & Rwy	1,004,100	697,067	699,406	2,339	0%	
Community Development	170,300	113,534	107,976	(5,558)	-5%	
Library	591,850	394,900	425,398	30,497	8%	
Park	572,725	367,026	446,265	79,240	22%	4
Water - LSWL	4,099,100	3,200,268	1,640,334	(1,559,934)	-49%	5
Water - In Town	7,226,200	4,540,384	1,140,501	(3,399,884)	-75%	6
Sewer	1,803,350	995,901	1,016,712	20,811	2%	
Storm Water	342,050	149,034	130,431	(18,603)	-12%	7
Cable TV	164,925	110,617	95,992	(14,625)	-13%	8

Note: Does not include transfers.

Explanation of (over) budget \$10,000 & 10%.

- 1 - Health insurance opt out for a few months and Admin laserfiche project not started yet.
- 2 - Computer software not purchased to date.
- 3 - No rental inspector hired or contracted yet.
- 4 - Ice arena assessment and arena building insurance.
- 5 - Electrical upgrade not started yet.
- 6 - Water filter plant construction payments not started yet.
- 7 - Maintenance supplies and ditching below budget.
- 8 - Part time staffing below budgeted hours and equipment not purchased to date.

Filename: Expenditure-expense budget report

City of Cloquet
Select Departmental and Funds Payroll Expenditure/Expense Budget Report as of August
2018
Payroll Overtime

Fund	2016 Total	2017 Total	2018 Budget	YTD Expend/ Expense Budget	YTD Expenditures/ Expenses	Over (Under) Budget	(Over) Under %	
General								
Police								
Holiday	39,353	44,975	45,000	30,000	24,161	(5,839)	-19%	
Regular	65,994	77,729	50,000	33,333	80,816	47,483	142%	1
Reimbursed	8,550	12,706	5,000	3,333	8,754	5,420	163%	
Hwy & St	28,205	31,216	25,000	16,667	21,356	4,689	28%	3
Park	10,381	15,076	5,000	3,333	9,830	6,497	195%	3
Water - LSW	22,664	30,906	35,500	23,667	32,269	8,603	36%	2
Water In Town	19,466	21,280	16,000	10,667	22,116	11,450	107%	3
Sewer	7,410	8,972	10,500	7,000	8,986	1,986	28%	3
Storm Water	6,197	5,006	5,000	3,333	4,608	1,274	38%	3

Explanation of (over) budget

- 1 - Increased detective work. The two detectives have combined 606 OT hours for \$31,364.
The department hired two officers in June and one officer was off patrol due to FMLA.
- 2 - Employee out on FMLA at the LSW pumphouse during beginning of year.
- 3 - Water leaks and late winter snowplowing.

Filename: Expenditure-expense budget report

*City of Cloquet
Cash and Investments
Management Summary
August 31, 2018*

Analysis of Portfolio

Attached is a "Cash and Investment Analysis" which shows the type of accounts and values that make up the City's cash and investment portfolio.

Current Economics

The economy is still on the slow but steady pace. The State's budget and economic outlook has improved since the February forecast. The 2018-2019 biennium has a projected surplus of \$348 million. The 2020-21 biennium has a modest structural balance forecasted. The near-term US outlook is steady but trade tensions are escalating. Unemployment is at 3.9% for August.

The City's certified 2019 LGA is \$2,485,000 approximately \$7,000 more than 2018 and the City increased its levy by 2.26% for 2018 and the 2019 preliminary is 1%. The City changed health insurance providers and will save a significant amount in 2018. The 2019 health insurance rates are 3.06% more than 2018.

Current Activity

During the month of one municipal bond for \$260,000 and one CD for \$245,000 matured in August. Proceeds are sitting in the money market which is earning almost as much as the average CD rate the City currently has. The money market accounts are accumulating a large amount of cash for the MCCU building purchase and remodeling. The City also has large capital projects this summer. Attached is an "Investment Portfolio Analysis" with the detail of investments.

Variance Analysis

Cash and investments are 12% below August 2017. The decrease is mostly due to the spending of the City Sales Tax Bond issued in May 2017.

The federal benchmark interest rate was raised for the second time in 2018 during the June meeting to 1.75% to 2%. The Fed announced there is likely going to be two more increases in 2018. Attached is an "Interest Earnings Analysis" which details the average balances invested, rate of return, and prior year rates.

The budgeted interest earnings are \$326,000 for 2018. The City's investment annualized yield is approximately \$221,000 or 1.74% plus another \$120,000 in money market interest for 2018. Interest receipts were \$309,000 for 2017.

**City of Cloquet
Cash Balances
August
2018**

Fund #	Fund	Amount
101	General	3,573,343.94
201	LDO Loan (EDA)	518,057.45
202	Federal CDBG Loan (EDA)	818,625.24
203	Economic Development Loan (City)	150,817.10
206	Revolving SCGP (EDA)	24,270.11
207	Community Development Operating (City)	(40,843.39)
211	Library	88,998.78
220	TIF - Daqota/Woodward	6,537.18
221	TIF - 14th Street Apartments	6,449.88
222	TIF - Oak Street Apartments	44,827.12
224	Building Facilities Planning	1,864,440.14
225	Permanent Improvement	389,476.17
226	Park	33,131.50
226	Park - Restricted - In Lieu	38,724.41
226	Park - Skate Park	-
228	Senior Center	(10,941.50)
231	Public Works Reserve	183,932.94
260	Landfill Host Fee - 25%	91,553.79
260	Landfill Host Fee - 75%	343,389.64
368	Business Park Bonds	983,253.49
370	Swimming Pond Bonds	81,208.07
372	City Sales Tax Bonds	(2,838.63)
403	Capital Projects - Revolving	129,523.97
405	City Sales Tax Capital Projects	5,473,851.33
600	Water - Lake Superior Waterline	1,399,027.81
600	Water - Lake Superior Waterline Construction	429,990.33
601	Water	3,300,475.26
602	Sewer	774,538.27
605	Storm Water	207,605.32
614	Cable TV	147,525.19
701	Employee severance	465,127.65
905	Cloquet Area Fire District	588,271.98
	Total	22,102,350.54

**City of Cloquet
Cash and Investment Analysis
August 31, 2018**

	Tentative Goals	Current 8/31/2018	7/31/2018	6/30/2018	5/31/2018	Last Year 8/31/2017
DEMAND ACCOUNTS						
Checking & MM & Savings	10%-15%	\$9,410,393.10 43%	\$10,397,890.11 44%	\$6,483,118.24 33%	\$6,681,249.74 33%	\$13,664,051.81 54%
INVESTMENTS						
<u>Invested less than one year</u>						
Certificates of Deposit		\$2,885,000.00	\$3,130,000.00	\$3,130,000.00	\$3,460,000.00	\$1,454,000.00
Municipal Bonds		\$778,102.28	\$1,038,850.44	\$1,038,850.44	\$1,038,850.44	\$1,461,748.72
Government Agencies		\$0.00	\$0.00	\$0.00	\$0.00	\$0.00
Total invested less than one year	50%-70%	\$3,663,102.28 17%	\$4,168,850.44 18%	\$4,168,850.44 21%	\$4,498,850.44 22%	\$2,915,748.72 12%
<u>Invested one to three years</u>						
Certificates of Deposit		\$1,759,000.00	\$1,759,000.00	\$1,759,000.00	\$1,514,000.00	\$1,549,000.00
Municipal Bonds		\$315,572.50	\$315,572.50	\$0.00	\$0.00	\$778,102.28
Government Agencies		\$1,508,232.59	\$1,508,232.59	\$1,508,232.59	\$1,508,232.59	\$497,990.00
Total invested one to three years	10%-20%	\$3,582,805.09 16%	\$3,582,805.09 15%	\$3,267,232.59 17%	\$3,022,232.59 15%	\$2,825,092.28 11%
<u>Invested over three years</u>						
Certificates of Deposit		\$1,105,000.00	\$1,105,000.00	\$1,105,000.00	\$1,350,000.00	\$1,185,000.00
Municipal Bonds		\$1,896,050.07	\$1,896,050.07	\$2,211,622.57	\$2,211,622.57	\$2,211,622.57
Government Agencies *		\$2,445,000.00	\$2,445,000.00	\$2,445,000.00	\$2,445,000.00	\$2,445,000.00
Total invested over three years	10%-20%	\$5,446,050.07 25%	\$5,446,050.07 23%	\$5,761,622.57 29%	\$6,006,622.57 30%	\$5,841,622.57 23%
Total	100%	\$22,102,350.54	\$23,595,595.71	\$19,680,823.84	\$20,208,955.34	\$25,246,515.38
Current month variance			(\$1,493,245.17) -6%	\$2,421,526.70 12%	\$1,893,395.20 9%	(\$3,144,164.84) -12%

* - These investments have call dates less than one year.

Note:
The over three year period exceeds the goals but several investments are priced to call and will not be held over three years.

City of Cloquet
Investment Portfolio Analysis
Detail of Investments August 31, 2018

Brokerage	Purchase Date	Maturity Date	Time Held	Description	Amount	YTM Rate	Annualized Yield	Market Value
Invested less than one year								
Certificates of Deposit								
Wells Fargo	9/7/2017	9/5/2018	1 yr	Bank of India NY	\$245,000.00	1.450%	\$3,552.50	\$244,988.24
Wells Fargo	9/6/2017	9/6/2018	1 yr	Santander Bk	\$245,000.00	1.450%	\$3,552.50	\$244,985.79
Wells Fargo	9/6/2017	9/6/2018	1 yr	TCF National Bk SD	\$245,000.00	1.400%	\$3,430.00	\$244,983.83
Wells Fargo	9/8/2017	9/7/2018	1 yr	Main St Bk MI	\$245,000.00	1.400%	\$3,430.00	\$244,982.36
Wells Fargo	9/11/2017	9/11/2018	1 yr	Berkshire Bk	\$245,000.00	1.350%	\$3,307.50	\$244,966.68
Wells Fargo	9/13/2017	9/13/2018	1 yr	First Foundation Bk	\$245,000.00	1.400%	\$3,430.00	\$244,964.97
Wells Fargo	9/15/2017	9/14/2018	1 yr	Brookline Bk	\$245,000.00	1.350%	\$3,307.50	\$244,959.82
Wells Fargo	9/18/2017	9/18/2018	1 yr	Bank of Hope	\$245,000.00	1.450%	\$3,552.50	\$244,960.56
Morgan Stanley	10/2/2013	10/2/2018	5 yrs	Discover Bk DE	\$145,000.00	2.050%	\$2,972.50	\$145,033.35
Morgan Stanley	10/28/2013	10/29/2018	5 yrs	Bank Baroda NY	\$245,000.00	2.050%	\$5,022.50	\$245,026.95
UBS Financial	12/20/2017	4/29/2019	18 months	Bank of Ozards AR	\$245,000.00	1.700%	\$4,165.00	\$242,331.95
Morgan Stanley	4/29/2014	4/29/2019	5 yrs	Barclays Bk DE	\$45,000.00	1.900%	\$855.00	\$44,961.75
UBS Financial	11/30/2017	5/30/2019	18 months	Univest Natl B&T PA	\$245,000.00	1.650%	\$4,042.50	\$244,046.95
					\$2,885,000.00		\$44,620.00	\$2,881,193.20
Municipals								
UBS Financial	12/4/2012	11/1/2018	6 yrs	NY City Transition	\$360,038.40	1.280%	\$4,608.49	\$359,373.60
Wells Fargo	12/1/2010	12/21/2018	8 yrs	Weston WS BAB	\$152,058.00	3.550%	\$5,398.06	\$150,363.00
UBS Financial	2/25/2016	1/1/2019	3+ yrs	Industry Calif Pub Facs Auth	\$266,005.88	1.447%	\$3,849.11	\$250,292.50
					\$778,102.28		\$13,856.66	\$760,029.10
Invested one to three years								
Certificates of Deposit								
Morgan Stanley	8/8/2015	8/5/2019	5 yrs	Capital One NA Mclean VA	\$108,000.00	2.050%	\$2,214.00	\$107,629.56
Frandsen Bank	3/5/2018	9/5/2019	1 1/2 yrs	Frandsen Bank	\$245,000.00	0.300%	\$735.00	\$245,000.00
Morgan Stanley	10/16/2014	10/16/2019	5 yrs	Capital One Bank VA	\$245,000.00	2.150%	\$5,267.50	\$243,971.00
Morgan Stanley	1/28/2015	1/28/2020	5 yrs	Goldman Sachs - UT	\$96,000.00	2.048%	\$1,966.08	\$95,231.04
UBS Financial	2/27/2015	2/27/2020	5 yrs	Private Bank & Tr IL	\$240,000.00	1.750%	\$4,200.00	\$238,168.80
Morgan Stanley	5/7/2015	5/7/2020	5 yrs	Amex Centurion UT	\$185,000.00	1.950%	\$3,607.50	\$182,461.80
Morgan Stanley	12/5/2017	6/5/2020	2 1/2 yrs	American Exp UT	\$145,000.00	2.000%	\$2,900.00	\$142,941.00
Morgan Stanley	9/2/2015	9/2/2020	5 yrs	Capital One MN Mclean VA	\$100,000.00	2.200%	\$2,200.00	\$97,945.00
Morgan Stanley	10/14/2016	10/14/2020	5 yrs	First Bank PR Santurce	\$150,000.00	1.450%	\$2,175.00	\$145,741.50
Morgan Stanley	6/28/2017	6/28/2021	4 yrs	Sallie Mae BK UT	\$245,000.00	2.150%	\$5,267.50	\$239,578.15
					\$1,759,000.00		\$30,532.58	\$1,738,667.85
Municipals								
UBS Financial	8/1/2016	7/1/2021	5 yrs	Florida St Rev Ser	\$315,572.50	1.583%	\$4,995.51	\$297,330.00
Government Agencies								
Wells Fargo	9/1/2017	12/9/2019	2+ yrs	FFCB	\$504,415.78	1.411%	\$7,117.31	\$494,186.00
Wells Fargo	12/19/2016	12/19/2019	3 yrs	FFCB	\$497,990.00	1.638%	\$8,157.08	\$493,139.50
Wells Fargo	9/1/2017	9/11/2020	3 yrs	FHLB	\$505,826.81	1.490%	\$7,536.82	\$489,806.50
					\$1,508,232.59		\$22,811.20	\$1,477,132.00
Invested over three years								
Certificates of Deposit								
UBS Financial	9/16/2016	9/16/2021	5 yrs	JPMorgan Chase Bk OH	\$245,000.00	1.500%	\$3,675.00	\$234,031.35
UBS Financial	9/23/2016	9/23/2021	5 yrs	Happy State Bank TX	\$245,000.00	1.500%	\$3,675.00	\$234,033.80
UBS Financial	10/27/2017	10/27/2021	5 yrs	Third Fed S&L Ass	\$240,000.00	2.050%	\$4,920.00	\$233,001.60
Morgan Stanley	6/14/2017	6/14/2022	5 yrs	Comenity Bank Jumbo	\$200,000.00	2.400%	\$4,800.00	\$191,757.15
UBS Financial	11/17/2017	11/17/2022	5 yrs	KS State Bank	\$175,000.00	2.200%	\$3,850.00	\$168,309.75
					\$1,105,000.00		\$20,920.00	\$1,061,133.65
Municipals								
Wells Fargo	2/21/2017	10/1/2021	4 yrs	Royal Oak MI TXBL	\$510,100.00	2.150%	\$10,967.15	\$491,520.00
UBS Financial	7/17/2017	5/1/2022	5 yrs	Clintondale Mich Schools	\$258,532.69	2.250%	\$5,816.99	\$246,152.50
Wells Fargo	2/23/2017	8/1/2022	5 yrs	Wyandotte Cnty KS	\$129,447.50	2.300%	\$2,977.29	\$123,195.00
UBS Financial	4/17/2017	8/1/2023	6 1/2 yrs	Victor Valley Cal CC	\$239,562.27	2.305%	\$5,521.91	\$230,308.80
UBS Financial	2/6/2017	12/1/2023	6 yrs	Cook Cnty Cmnty College	\$249,683.72	2.724%	\$6,801.38	\$242,763.15
UBS Financial	10/27/2016	7/1/2025	9 yrs	Selma Ala Rfdg	\$508,723.89	2.400%	\$12,209.37	\$465,540.00
					\$1,896,050.07		\$44,294.10	\$1,799,479.45
Government Agencies								
Morgan Stanley	11/22/2016	11/22/2023	7 yrs	FHLB - Stepped	\$160,000.00	1.375%	\$2,200.00	\$153,692.80
Morgan Stanley	3/28/2016	3/28/2024	8 yrs	FNMA - Stepped	\$640,000.00	2.000%	\$12,800.00	\$631,648.00
Morgan Stanley	6/14/2016	6/14/2024	8 yrs	FHLMC - Stepped	\$500,000.00	1.500%	\$7,500.00	\$490,645.00
Morgan Stanley	9/30/2016	9/30/2024	8 yrs	FHLMC - Stepped	\$270,000.00	1.250%	\$3,375.00	\$256,078.80
Morgan Stanley	7/27/2016	7/27/2026	10 yrs	FHLMC - Stepped	\$500,000.00	1.500%	\$7,500.00	\$474,685.00
Morgan Stanley	8/17/2016	8/17/2026	10 yrs	FHLMC - Stepped	\$375,000.00	1.500%	\$5,625.00	\$359,163.75
					\$2,445,000.00		\$39,000.00	\$2,365,913.35
Totals					\$12,691,957.44		\$221,029.05	\$12,380,878.60
							1.74%	

Note: Market value fluctuates based on current rates being offered. No principal is at risk if securities are held to maturity.

Filename: Monthly Report - Investment Detail

City of Cloquet
Interest Earnings Analysis
Month Ending August
2018

Type	%	Invested Balance	Interest	Rate of Return
Money Markets	25%	\$5,223,024.60	\$8,167.67	1.84%
Money Market - bond fund	14%	\$2,982,355.05	\$4,665.14	1.84%
CD's*	28%	\$5,986,096.77	\$8,478.87	1.67%
Municipals*	14%	\$2,989,724.85	\$5,318.03	2.09%
Government agencies*	19%	\$3,953,232.59	\$4,843.81	1.44%
Total Investment Return*	61%	\$12,929,054.21	\$18,640.71	1.70%
Total Return	100%	\$21,134,433.86	\$31,473.52	1.75%

Earnings Comparison	Budget	YTD Budget	YTD Actual
2018 Interest Earnings	\$ 326,000	\$ 217,333	\$ 222,960
2017 Interest Earnings	\$ 327,000	\$ 218,000	\$ 167,123
2016 Interest Earnings	\$ 336,000	\$ 224,000	\$ 129,360

Rate Comparisons	Current	Last Month	Last Year	Two Years
	August 2018	July 2018	August 2017	August 2016
Average Total Return	1.75%	1.75%	1.34%	1.30%
Average Investment Return*	1.70%	1.72%	1.72%	1.52%

Filename: Monthly Report - Interest Earnings Analysis 2018

Monthly report of September 2017

City of Cloquet

Type	Permits		
	Number Issued	Value	Amount
ADMIN COMMERCIAL/INDUSTRIAL	4	184 442.00	1 192.43
ADMINISTRATIVE PERMIT	7	38 080.00	825.09
BUILDING NEW RESIDENTIAL	2	37 000.00	633.00
BUILDING PERMIT DECK	2	12 188.00	350.59
BUILDING PERMIT NEW COMMERCIAL	1	20 260.00	385.38
BUILDING PERMIT NEW GARAGE	6	106 400.00	2 038.70
MECHANICAL PERMIT	9	0.00	390.00
PLUMBING	11	0.00	425.00
REROOF OR RESIDE	25	0.00	2 525.00
SCANLON MECHANICAL PERMIT	1	0.00	55.00
SCANLON PLUMBING PERMIT	1	0.00	55.00
SCANLON REROOF OR RESIDE	1	0.00	101.00
SCANLON RES ADMIN	2	35 954.00	604.48
ZONING - FENCE PERMIT	7	0.00	150.00
Total	79	434 324.00	9 730.67


Monthly report of September 2018

City of Cloquet

Type	Permits		
	Number Issued	Value	Amount
ADMINISTRATIVE PERMIT	13	70 623.00	1 604.17
BUILDING PERMIT ADDITION OR REMODEL	2	73 500.00	1 067.75
BUILDING PERMIT DECK	1	2 600.00	84.55
BUILDING PERMIT NEW COMMERCIAL	2	5 468 499.00	35 786.43
BUILDING PERMIT NEW GARAGE	2	37 500.00	673.25
GRADING PERMIT	1	0.00	87.29
MECHANICAL PERMIT	9	0.00	445.00
PLUMBING	6	0.00	360.00
REROOF OR RESIDE	8	0.00	908.00
SCANLON FENCE PERMIT (ZONING)	1	0.00	25.00
SCANLON NEW HOME	1	198 580.00	2 479.50
SCANLON REROOF OR RESIDE	2	0.00	202.00
SCANLON RES ADMIN	3	19 100.00	401.10
SCANLON SITE LOCATION (ZONING)	1	0.00	25.00
ZONING - Accessory Building Site Location	2	0.00	50.00
ZONING - FENCE PERMIT	2	0.00	50.00
Total	56	5 870 402.00	44 249.04



City Employee Flu Shot Clinic

On October 22nd the City will be holding its annual Flu Shot Clinic in City Hall for employee's and family members who are at least 3 years of age from 11:45 AM to 1:45 PM. If interested, please bring your insurance card and ID.




1. Who needs a flu vaccine?

- a) You
- b) You
- c) You
- d) All of the above



"BUT IF EVERYBODY ELSE GETS A FLU SHOT, I WON'T NEED ONE, 'CAUSE THERE WON'T BE ANYBODY TO CATCH IT FROM."





**CHANGE YOUR CLOCK
CHANGE YOUR
BATTERY**

The Great Battery Giveaway

L&M Parking Lot
Saturday, October 27th
10:00 AM – 1:00 PM
2 Free Batteries per Household
(While Supplies Last)

*****Free Drawings*****

